

HF1908 ELECTRIC EXAMINATION TABLE



Standard Features:

- > Size: 1920 x 650 x 530-780mm
- > Height adjustable by Electric Motor (780mm - 530mm)
- > Back rest adjusted by Gas Spring
- > 125mm castors with individual Brakes.



□ MANUAL EXAMINATION TABLE



HF1900 EXAMINATION TABLE / BED

Standard Features:

- > Examination Table / Couch, 2 sections.
- > Size: 1900 × 650 × 700 mm. Back section: 695 × 650 mm
- > Back rest adjustable by crank mechanism.
- > Framework made of Mild Steel Epoxy coated finish.
- > Mounted on protective Stumps.
- > Freight saving knock-down construction.

HF1902 : Same as HF1900, but stainless steel framework.



HF1903 EXAMINATION TABLE / BED



Standard Features:

- > Examination Table / Couch, 2 sections.
- > Size: 1900 × 620 × 700 mm. Back section: 695 × 620 mm
- > Back rest adjustable by double ratchet.
- > Framework made of Stainless Steel.
- > Mounted on protective Stumps.
- > Freight saving knock-down construction.

HF1905 EXAMINATION TABLE /BED, GENERAL

Standard Features:

- > Examination Table / Couch, single section.
- > Size: 1900 × 620 × 700 mm.
- > Framework made of Mild Steel Epoxy coated finish.
- > Mounted on protective stumps.
- > Freight saving knock-down construction.

HF1906 : Same as HF1905, but stainless steel framework.



HF1911 DELIVERY TABLE / DELIVERY COUCH



Standard Features:

- > Delivery Table / Bed, made in 3 sections.
- > Size: 1680 × 620 × 800 mm.
- > With adjustable Back rest & leg rest to varying positions.
- > Framework made of Mild Steel Epoxy coated finish.
- > Supplied with S.S. bowl and two leg holders.
- > Mounted on protective stumps.
- > Freight saving knock-down construction.

HF1915 DELIVERY TABLE / DELIVERY COUCH, Stainless Steel

Standard Features:

- > Delivery Table / Bed, made in 3 sections.
- > Size: 1680 × 600 × 800 mm.
- > With adjustable Back rest & leg rest to varying positions.
- > Framework made of Stainless Steel.
- > Supplied with S.S. bowl and two leg holders.
- > Mounted on protective stumps.
- > Freight saving knock-down construction.



HF1920 DELIVERY BED, with Removable Legs Section On castor



Standard Features:

- > Delivery Table / Bed, made in 3 sections. Body Section with legs mounted on rubber tips, legs section on swivel castor with brakes.
- > Size: 1680 × 750 × 800 mm.
- > With adjustable back rest to varying positions.
- > Framework made of Mild Steel Epoxy coated finish.
- > Supplied with S.S. bowl and two leg holders.
- > Mounted on protective stumps.
- > Freight saving knock-down construction.

HF1922 : Same as HF1920, but stainless steel framework.

HF1925 Obstetric Bed - Multi function

Standard Features:




- > This table is designed for women's obstetric and gynaecological operation, Easy operation, safe and reliable, economical and quick.
- > Operating positions - up / down, forward and backward tilt are controlled by smooth hand wheel. Comfortable for both doctor and Patient
- > Length and width for tabletop: 1800 x 600 mm
- > Height adjustment range: 650 - 895 mm
- > Dimension of sections: backrest: 600 X 800 mm, Seat section: 600 x 400 mm, Leg section: 540 x 500 mm
- > Max. degree for backrest adjustment: more than 60 degree upwards, more than 10 degree downwards.
- > Max. degree for tabletop forward and backward tilting: more than 8 degree(forward), more than 20 degree(backward)



□ DELIVERY BEDS



HF1927 Electric Obstetric Bed - Multi function

-  0 to 80°
-  620 - 920 mm
-  0 to 20°



Standard Features:

- > This table is designed for women's obstetric and gynaecological operation, Easy operation, safe and reliable, economical and quick.
- > Operating positions - up / down, adjustable back rest & reverse trendelenburg position.
- > It adopts linear bearing to control the telescopic working table.
- > Size: 2000/1450 × 900/660 × 620/920 mm.
- > All motion controlled with T-Motion Power Device (Actuator) & Battery backup.
- > Adjustable leg support and sliding grip holder.
- > Main framework made of Epoxy Coated steel.
- > High quality beautiful ABS engineering plastic head panel.
- > Two easy lifting guardrails (1 on each side), which are safe and reliable, and can be fixed upward and downward.
- > 125mm dia noiseless castors with simultaneous braking system which locks / unlocks 2 castors with single pedal press.
- > Equipped with 8cm thick high quality foam mattress.

HF1923 OBSTETRIC TABLE - MULTI FUNCTION.



Standard Features:

- > Obstetric table 3 section is designed for women's obstetric and gynecological examination, operation and delivery as well. It is Easy to operate, safe, reliable, and quick.
- > Body section height is adjustable by hydraulic pump where as leg section height is manually adjusted. Back rest is adjusted by gas spring
- > Size of the platform : Main table 1350×650mm, leg table 800×550mm.
- > Height of the main table: ≤650/850mm. height of the leg table: ≤650/850mm. Backboard fold range: upward≥65°, downward≥5°. Platform tilt forward≥8°. Platform tilt backward≥20°
- > Both the main table and the leg table are mounted on castors for easy movement and can be locked up.

HF1924 OBSTETRIC TABLE - MULTI FUNCTION.



Standard Features:

- > Multi Function Obstetric table is designed for women's gynecological examination diagnosis, operation and delivery as well.
- > Height adjustment, Trendelenburg and reverse trendelenburg of the whole table and the backrest are controlled by advanced linear motors through foot switch.
- > Minimum height of the platform: ≤650mm. Height adjustment range: ≥240mm. Platform tilt forward≥10°. Platform tilt backward≥25°. Backboard fold range: upward≥65°, downward≥5°.
- > Length of the main table: 1240mm. Width of the main table 600mm. Length of the leg table : 500mm. Width of the leg table : 600mm